

NATIONAL JUNIOR GRANGE MERIT BADGE MANUAL 2018



1st Edition January 2018

This version of the Junior Grange Merit Badge Program Guide replaces all prior versions.

For any additional updates or for more information, please check the National Junior Grange website at nationaljuniorgrange.org

Questions or comments should be directed to:

Samantha Wilkins National Junior Grange Director

21578 Pleasanton Rd. San Antonio, TX 78264

Email: junior@nationalgrange.org

Or

to National Grange 1616 H St N.W. Washington DC 20006

Table of contents

National Junior grange director welcome _____	4
Merit badge program guidelines _____	5
Personal Merit Badge Info _____	7
Merit badges by category	
The grange adventures _____	8
Team up America _____	14
Discovery network _____	21



January 2018

Dear Junior Grange members, leaders, and state directors:

The merit badge program is a leadership development tool which uses specific objectives to allow junior grange members to explore the communities around them, the nation, and even the world. Throughout the merit badge program, they will develop leadership skills, creative and critical thinking skills, presentation skills, and even be provided with educational opportunities.

There is one additional element that is key in having a successful program and that is fun! It is always fun to learn new things, experience new things, and watch your ideas grow, and of course the most fun is getting to be involved in the entire process.

As we make changes and work towards new goals within the national junior grange department I look forward to working with Junior Grange members and leaders as we discover new opportunities.

If you have an idea for a new badge or have questions regarding a current badge never hesitate to reach out.

Blessings,

Samantha Wilkins

National Junior Grange Director

MERIT BADGE PROGRAM

GUIDELINES

The Junior Grange Merit Badge Program is a fit for all Junior Grange members ages 5-14. This manual will list all of the current and retired badges within the following theme areas:

1. The Grange Adventure
2. Team Up America
3. Discovery Network

As a Junior Grange Leader, you will have the flexibility to adjust the requirements based on the needs of the member. Members who have learning and other disabilities should not be precluded from earning merit badges because of those disabilities.

After a Junior Grange member complete the merit badge requirements, the merit badge can be ordered from Monroe Classics at <http://www.monroeclassic.com/> under the Grange Members tab. If your Junior Grange member is interested in earning a temporarily retired badge they may do so and instead of receiving a badge they will be awarded a certificate for their accomplishments. A Junior Leader/Director may request certificates. Email the National Junior Grange Director at junior@nationalgrange.org to obtain those certificates.

The Grange Adventures

Taking Part-TR
About Subordinate
Membership Growth
Kelley Farm Support-TR
Manual Alphabet-TR
Attendance
Postal Museum
Grange Programs- TR
Helper
Memorize Parts

Book Giving-TR
Pen Pal Program-TR
Sign-A-Song-TR
Music-TR
Baking-TR
Cross Stitch-TR
Awareness Project- TR

*TR-Temporarily Retired

Team Up America

Your State- TR
Military- TR
Favorite Sport
Presidents
US Flag
Visit Officials
Travel the US
Violence Awareness
Native American
Stop Smoking
Disaster Plan
Host State

Emergency Help- TR
Bill of Rights
Preamble-TR
Ocean Discovery-TR
Historical Figure-TR
Food For Thought-TR
Hometown Roots-TR
Patriotic Pride- TR

*TR-Temporarily Retired


Discovery Network


Family
Crafts
Inside the Earth
Reading
Build Something
Animal Care
Family Tree
Computer
Create A Badge
Endangered Species
Dinosaurs
Animal Shelter-TR
Small World Project-TR
Tree Identification-TR


Dancing-TR
Camping-TR
When They Were Young-TR


*TR-Temporarily Retired


THE GRANGE ADVENTURE


Badge Number: GA1		
<h2>TAKING PART</h2> <p style="text-align: center;">TEMPORARLY RETIRED</p>		
Requirements <ol style="list-style-type: none"> 1. Attend a JG Event 2. Participate in the activities for the event 3. Use your actions to be an example to other JG Members. 		
Date Completed:	Signature of Junior Leader:	Date Signed:


Badge Number: GA2		
<h2>ABOUT SUBORDINATE</h2>		
Requirements <ol style="list-style-type: none"> 1. Attend a Subordinate Grange Meeting 2. Talk to Subordinate officers about their jobs within the Grange 3. Draw a picture or write a story about what officer position you hope to have some day. 		
Date Completed:	Signature of Junior Leader:	Date Signed:


Badge Number: GA3		
<h2>MEMBERSHIP GROWTH</h2>		
Requirements <ol style="list-style-type: none"> 1. Bring a Friend to a Junior Grange meeting 2. Ask 2 people to Join the Junior Grange 3. Create a poster to promote your Junior Grange 		
Date Completed:	Signature of Junior Leader:	Date Signed:


Badge Number: GA4		
<h2>Kelley Farm Support</h2>		
Requirements <ol style="list-style-type: none"> 1. Find out what the Kelley Farm Is and why it is important to the Grange. 2. Help your Junior Grange Raise money to send to the National Grange Foundation, Kelley Farm <p>*See program guide for more information</p>		
Date Completed:	Signature of Junior Leader:	Date Signed:


Badge Number: GA5		
<h2>Manual Alphabet</h2> <p>temporarily retired</p>		
Requirements <ol style="list-style-type: none"> 1. Learn the manual alphabet and demonstrate your knowledge by spelling your first and last name. 2. Teach a friend to finger spell the alphabet. 3. Practice the alphabet with your friends or parents to improve your skills 		
Date Completed:	Signature of Junior Leader:	Date Signed:


Badge Number: GA6		
<h2>Attendance</h2>		
Requirements <ol style="list-style-type: none"> 1. Attend 90% of Junior Grange Meetings, and activities for 1 year. 2. Serve as an officer or on a committee 		
Date Completed:	Signature of Junior Leader:	Date Signed:


Badge Number: GA7		
<h2>Postal Museum</h2>		
Requirements <ol style="list-style-type: none"> 1. Find out why the Postal System is so important to the Grange. (Hint- Rural Free Deliver) 2. Write a letter to your postal delivery person to thank them for delivering your mail. 3. Tell your others about why the National Grange was a sponsor for the Postal Museum built in Washington, D.C. 		
Date Completed:	Signature of Junior Leader:	Date Signed:


Badge Number: GA8		
<h2>Grange Programs</h2> <p style="text-align: right;">temporarily retired</p>		
Requirements <p>Participate in two or more of the following Grange programs applicable in your state:</p> <ol style="list-style-type: none"> 1. Talent Contest 2. Art 3. Photography 4. Stuffed Toy Contest 5. Sign-A-Song 6. Public Speaking 7. NJHA or Agricultural Show 8. Community Service 		
Date Completed:	Signature of Junior Leader:	Date Signed:


Badge Number: GA9		
<h2>Helper</h2>		
Requirements <p>While attending a Junior Grange Event (meeting, camp, or other Grange sponsored activity) volunteer to help with 3 or more things such as:</p> <ol style="list-style-type: none"> 1. Songs 2. Vespers 3. Kitchen Duty 4. Flag Raising or Lowering 5. Craft Set up/Clean up 6. Leading an activity 		
Date Completed:	Signature of Junior Leader:	Date Signed:

Badge Number: GA10		
<h2>Public Display</h2>		
Requirements <ol style="list-style-type: none"> 1. Help Create and set up a public window display, bulletin board, fair booth, or display etc, that promotes the Junior Grange in your community. 		
Date Completed:	Signature of Junior Leader:	Date Signed:

Badge Number: GA11		
<h2>Memorize Parts</h2>		
Requirements <ol style="list-style-type: none"> 1. Memorize the Grange Pledge and salutation 2. Memorize one or more Officers' Parts from the Junior Grange Degree 		
Date Completed:	Signature of Junior Leader:	Date Signed:

Badge Number: GA12		
<h2>Puppet Show</h2>		
Requirements <ol style="list-style-type: none"> 1. Create a Puppet from recycled items (like socks or paper sacks) 2. Research the history of puppets 3. Practice using your puppet, try talking using your puppet without using your mouth (like a ventriloquist) 		
Date Completed:	Signature of Junior Leader:	Date Signed:

Badge Number: GA13		
<h2>Lecturer's Program</h2>		
Requirements <ol style="list-style-type: none"> 1. Create a Lecturers program to present at a Junior Grange Meeting. Roughly 5-10 minutes long. 2. Present your lecturer's program at a Junior or Subordinate meeting. 		
Date Completed:	Signature of Junior Leader:	Date Signed:

Badge Number: GA14		
<h2>Book Giving</h2> <p style="text-align: right;">temporarily retired</p>		
Requirements <ol style="list-style-type: none"> 1. Collect 10 or more children's books for the 'Right to Read,' "Book Share," or other similar type of book program. 2. Take the books you have collected to, a shelter, social service agency, daycare, church, or anywhere that will make them available for children to keep 3. Tell your JG Leader where you took the books and how they will share them with other children. 		
Date Completed:	Signature of Junior Leader:	Date Signed:

Badge Number: GA15		
<h2>Pen Pal Program</h2> <p style="text-align: right;">temporarily retired</p>		
Requirements <ol style="list-style-type: none"> 1. Join the National Junior Grange PenPal Program <ol style="list-style-type: none"> a. Send your name, age, mailing address, Grange name and State to the National Junior Director at junior@nationalgrange.org 2. Maintain handwritten communication for a minimum of 1x a month for 6 months. 		
Date Completed:	Signature of Junior Leader:	Date Signed:

Badge Number: GA16		
<h1>Sign-A-Song</h1> <p>temporarily retired</p>		
Requirements <ol style="list-style-type: none"> 1. Learn a song in Sign-Language from 'Lift Up Your Hand; Popular songs in Sign-Language' (Produced by the National Grange) or other resource 2. Perform at a Junior Grange meeting, Grange Talent show, or State/National contest. 		
Date Completed:	Signature of Junior Leader:	Date Signed:


Badge Number: GA17		
<h1>Music</h1> <p>temporarily retired</p>		
Requirements <ol style="list-style-type: none"> 1. Learn and memorize a minimum of 3 songs from the Junior Grange Songbook 2. Teach the song to other Juniors at a JG event 		
Date Completed:	Signature of Junior Leader:	Date Signed:


Badge Number: GA18		
<h1>Baking</h1> <p>temporarily retired</p>		
Requirements <ol style="list-style-type: none"> 1. With adult supervision, make a cake or other baked good from scratch 2. Prepare a meal for your family 3. Present pictures to your JR Leader with a written testimony of someone who ate your treats 4. Enter the state baking contest (if applicable) 		
Date Completed:	Signature of Junior Leader:	Date Signed:


Badge Number: GA19		
Cross Stitch temporarily retired		
Requirements		
<ol style="list-style-type: none"> 1. Find a Cross Stitch pattern 2. Create a piece of any desired size by cross stitch 3. Show your work to your junior leader 4. Enter (if applicable your state cross stitch contest 		
Date Completed:	Signature of Junior Leader:	Date Signed:


Badge Number: GA20		
Awareness Project temporarily retired		
Requirements		
<ol style="list-style-type: none"> 1. Each year the National Junior Grange has an Awareness Project. Find your own topic to bring awareness to. 2. Create a flyer about the topic. 3. Tell other people and Junior Grangers about your topic and why it is something important to be aware of. 		
Date Completed:	Signature of Junior Leader:	Date Signed:


TEAM UP AMERICA


Badge Number: TUA1		
Your State temporarily retired		
Requirements		
<ol style="list-style-type: none"> 1. Make some type of craft or poster display to represent your state. Make sure to include the state flag, bird, flower, tree, nickname, and slogan. 2. Make a display of agricultural products grown or processed in your state 3. Display this at a JG meeting and talk about how you made it. 		
Date Completed:	Signature of Junior Leader:	Date Signed:


Badge Number: TUA2		
<h1>Military</h1> <p>temporarily retired</p>		
Requirements <ol style="list-style-type: none"> 1. Interview a past or present member of the US Military. 2. Write a story or essay or draw a picture about what you learned about that person 3. Read your story or show your picture at a JG meeting 		
Date Completed:	Signature of Junior Leader:	Date Signed:


Badge Number: TUA3		
<h1>Favorite Sport</h1>		
Requirements <ol style="list-style-type: none"> 1. What is your favorite Sport? Create a Poster about your favorite sport. 2. Either participate in any 2 sporting events or create a list of all the rules used in that sport 3. Create your own game and play it with your JG Friends. 		
Date Completed:	Signature of Junior Leader:	Date Signed:


Badge Number: TUA4		
<h1>PRESIDENTS</h1>		
Requirements <ol style="list-style-type: none"> 1. Select a former united states president 2. Go to the library or look online to find their biography 3. Create a poster with pictures of the president and what facts you found. 4. Share your information with your Junior leader 		
Date Completed:	Signature of Junior Leader:	Date Signed:


Badge Number: TUA5		
<h2>United States Flag</h2>		
Requirements <ol style="list-style-type: none"> 1. The design of the United States Flag has changed many times since Betsy Ross made the first flag. Choose 5 of the designs and draw them, labeling them with the years they were used. 2. Find out what the stars and stripes on the flag mean 		
Date Completed:	Signature of Junior Leader:	Date Signed:


Badge Number: TUA6		
<h2>Visit city/town/county officials</h2>		
Requirements <ol style="list-style-type: none"> 1. Arrange to visit the office of one of your city, county, or township officials. 2. Ask them to show you the offices, equipment, voting materials, etc, and ask them to explain what their responsibilities are as an official. 3. Show pictures to your Junior Grange. 		
Date Completed:	Signature of Junior Leader:	Date Signed:


Badge Number: TUA7		
<h2>Travel the United States</h2>		
Requirements <ol style="list-style-type: none"> 1. Pretend you are on a trip across America and draw a map of the United States. Put a star where your hometown is located 2. Select 5 places you would like to stop. 3. Create a dish native to that part of the United States. 4. Share your project you're your Junior Grange. 		
Date Completed:	Signature of Junior Leader:	Date Signed:


Badge Number: TUA8		
<h2>Violence Awareness</h2>		
Requirements <p>Bullying is unwanted, aggressive behavior among people that can result in violence.</p> <ol style="list-style-type: none"> 1. Learn what bullying is, including cyberbullying. 2. Create a poster about anti-bullying, ask your Junior Leader, teacher, Church, or public place if you can place your posters up. 3. Write down a minimum of 3 ways of what you should do if you see someone being bullied, or doing the bullying. 		
Date Completed:	Signature of Junior Leader:	Date Signed:


Badge Number: TUA9		
<h2>Native American</h2>		
Requirements <ol style="list-style-type: none"> 1. Learn the history of Native Americans, and find out if they lived in your area before 1776. 2. Create a piece of Native American Art 3. Learn about the types of ways Native Americans lived and cooked 4. Make your own replica of their housing 		
Date Completed:	Signature of Junior Leader:	Date Signed:

Badge Number: TUA10		
<h2>Stop Smoking</h2>		
Requirements <ol style="list-style-type: none"> 1. Find out the risks of smoking. 2. Create a Lung Science Experiment to show why it is important to not smoke. 3. Share your project you're your Junior Grange. 		
Date Completed:	Signature of Junior Leader:	Date Signed:

Badge Number: TUA11		
<h2>Disaster Plan</h2>		
Requirements <ol style="list-style-type: none"> 1. Make a plan with your family to be prepared for a natural disaster that could happen in your area. (earthquake, tornado, hurricane, flood, etc.) 2. Create a Fire Escape plan for your family, and run fire drills with your family. 3. Make a list of items you should pack in an emergency kit. 		
Date Completed:	Signature of Junior Leader:	Date Signed:

Badge Number: TUA12		
<h2>Host State</h2>		
Requirements <ol style="list-style-type: none"> 1. Each year the National Grange meets in a different state. Find out where they are meeting this year. 2. Look up information about that state and find out how long that state has been a Grange State. 3. Come up with a list of 5 things that interest you about that state. 		
Date Completed:	Signature of Junior Leader:	Date Signed:

Badge Number: TUA13		
<h2>Emergency Help</h2>		
Requirements <ol style="list-style-type: none"> 1. Memorize your name, home address, parents cell phone numbers, and parents' names. 2. Make a visit to a police or fire station and talk to them about what to do in an emergency. 3. Practice how to respond in an Emergency, who would you call and how would you tell a first responder to get to you. 		
Date Completed:	Signature of Junior Leader:	Date Signed:

Badge Number: TUA14		
<h2>Bill of Rights</h2>		
Requirements <ol style="list-style-type: none"> 1. Make a poster of the first 10 amendments 2. Consider why the amendments are important 3. If you could create your own amendment what would it be? Create your own amendment. 		
Date Completed:	Signature of Junior Leader:	Date Signed:

Badge Number: TUA15		
<h2>Preamble</h2> <p style="text-align: right;">Temporarily retired</p>		
Requirements <ol style="list-style-type: none"> 1. Memorize the Preamble 2. Recite at a Junior Grange Event or to your Leader 		
Date Completed:	Signature of Junior Leader:	Date Signed:

Badge Number: TUA16		
<h2>Ocean Discovery</h2> <p style="text-align: right;">Temporarily retired</p>		
Requirements <ol style="list-style-type: none"> 1. Name each ocean, and each ocean that touches America. 2. Gather pictures of sea life that only live in oceans touching American shores. 3. Write or tell a story about you, if you had to live in one of those oceans. 4. Share your results with Your Junior Grange or Leader 		
Date Completed:	Signature of Junior Leader:	Date Signed:


Badge Number: TUA17		
Historical Figure Temporarily retired		
Requirements		
<ol style="list-style-type: none"> 1. Select a person influential in American History 2. Go to your local library to research about that person 3. Create a picture collage with informational tidbits. Ask your teacher or library to display your project 		
Date Completed:	Signature of Junior Leader:	Date Signed:


Badge Number: TUA18		
Food For Thought Temporarily retired		
Requirements		
<ol style="list-style-type: none"> 1. Talk to your family about healthy food and making healthy choices. 2. Take a trip to the local grocery store with your parent/guardian to discuss healthy food with your store manager 3. Select items to create a meal that is a balance from each food group 		
Date Completed:	Signature of Junior Leader:	Date Signed:


Badge Number: TUA19		
Hometown Roots Temporarily retired		
Requirements		
<ol style="list-style-type: none"> 1. Discover how and when your hometown began. 2. Talk to citizens within your community to discuss changes they have seen over their lifetime 3. Create a display of your findings. (ask your library or school to hang your display) 		
Date Completed:	Signature of Junior Leader:	Date Signed:

Badge Number: TUA20		
Patriotic Pride Temporarily retired		
Requirements		
<ol style="list-style-type: none"> 1. Create a drawing displaying your pride in America. 2. List 3 reasons you are proud to be an American. 3. Write a song or a poem about the founding fathers of the United States of America. 		
Date Completed:	Signature of Junior Leader:	Date Signed:


DISCOVERY NETWORK


Badge Number: DN1		
Family		
Requirements		
<ol style="list-style-type: none"> 1. Make a plan to help each member of your family with a chore or a task. 2. Draw a picture of your family. 3. Plan a special activity for your family that does not cost anything. 4. Share what you did with your junior leader. 		
Date Completed:	Signature of Junior Leader:	Date Signed:


Badge Number: DN2		
Crafts		
Requirements		
<ol style="list-style-type: none"> 1. Enter 3 craft items into a local Junior, Subordinate, Pomona, or State Grange contest. 2. Build a bird house/feeder and hang it out for use or give it to a neighbor or friend as a gift. 		
Date Completed:	Signature of Junior Leader:	Date Signed:


Badge Number: DN3		
<h2>Inside the Earth</h2>		
Requirements <ol style="list-style-type: none"> IF the earth was cut in half draw a diagram of what you would see. Identify each layer. Show your drawing to your junior leader. 		
Date Completed:	Signature of Junior Leader:	Date Signed:

Badge Number: DN4		
<p style="text-align: center;">Temporarily retired</p>		
Date Completed:	Signature of Junior Leader:	Date Signed:


Badge Number: DN5		
<h2>Reading</h2>		
Requirements <ol style="list-style-type: none"> Read 10 books at your reading level. (Pre-readers may have books read to them) Create an illustration about your favorite story. Tell your Junior grange about the book and why it was your favorite. 		
Date Completed:	Signature of Junior Leader:	Date Signed:


Badge Number: DN6		
<h2>Build Something</h2> <p>Requirements</p> <ol style="list-style-type: none"> 1. Ask your parent or someone in your family to help you build something that can be used in your home or yard. (like a bird house) 2. Show it (or a picture of it) at your JG meeting. 		
Date Completed:	Signature of Junior Leader:	Date Signed:


Badge Number: DN7		
<h2>Animal Care</h2> <p>Requirements</p> <ol style="list-style-type: none"> 1. Take care of an animal (it may be a pet or livestock) for a minimum of 2 months 2. Care will include feeding, grooming, health care, etc... 3. Make a poster of your animal and what you did over the past 2 months. 		
Date Completed:	Signature of Junior Leader:	Date Signed:


Badge Number: DN8		
<h2>Family Tree</h2> <p>Requirements</p> <ol style="list-style-type: none"> 1. Make a family chart starting with one set of your grandparents, their children, and their children. 2. List their full names, birthdates, city and state where each was born. 		
Date Completed:	Signature of Junior Leader:	Date Signed:


Badge Number: DN4		
Temporarily retired		
Date Completed:	Signature of Junior Leader:	Date Signed:

Badge Number: DN10		
<h2>Computer</h2> <p>Requirements</p> <ol style="list-style-type: none"> 1. Learn how to type on a computer proficiently 2. Create an original picture on the computer 3. Type 26 words (each word beginning with a new letter) 		
Date Completed:	Signature of Junior Leader:	Date Signed:

Badge Number: DN11		
<h2>Create-a-badge</h2> <p>Requirements</p> <ol style="list-style-type: none"> 1. Create your own merit badge and give written requirements to your junior leader. 2. Main a copy to your state and national junior directors. 3. You should also include a drawing of your badge. 		
Date Completed:	Signature of Junior Leader:	Date Signed:

Badge Number: DN12		
<h2>Jigsaw</h2>		
Requirements <ol style="list-style-type: none"> 1. Put together a puzzle that you believe would be difficult. 2. Create your own puzzle and show it to your junior grange leader or have your JG friends put together your puzzle. 		
Date Completed:	Signature of Junior Leader:	Date Signed:

Badge Number: DN13		
<h2>Endangered Species</h2>		
Requirements <ol style="list-style-type: none"> 1. Learn what an endangered species is. 2. Create a list of endangered animals, plants, or trees 3. Create an idea of how you can help the endangered species. 4. Find out what is already being done to help. 		
Date Completed:	Signature of Junior Leader:	Date Signed:

Badge Number: DN14		
<h2>Dinosaurs</h2>		
Requirements <ol style="list-style-type: none"> 1. Investigate 3 types of dinosaurs. 2. Make a dinosaur out of any type of material and show it to your junior grange. 		
Date Completed:	Signature of Junior Leader:	Date Signed:

Badge Number: DN15		
Animal Shelter temporarily retired		
Requirements		
<ol style="list-style-type: none"> 1. Visit an animal shelter 2. Learn about the needs of the shelter 3. Collect items to donate to a shelter (i.e. dog food, newspaper, cat litter etc) 		
Date Completed:	Signature of Junior Leader:	Date Signed:

Badge Number: DN16		
Small World Project temporarily retired		
Requirements		
<ol style="list-style-type: none"> 1. Research a country of interest 2. Present an Oral Report or a display about your country 3. Prepare a native dish from that country to share 		
Date Completed:	Signature of Junior Leader:	Date Signed:

Badge Number: DN17		
Tree Identification temporarily retired		
Requirements		
<ol style="list-style-type: none"> 1. Identify 5-7 types of trees 2. Make a drawing of each tree 3. Create a list of facts that the tree exhibits (bark, how its used, leaf identification, etc) 		
Date Completed:	Signature of Junior Leader:	Date Signed:

Badge Number: DN18		
<h1>Dancing</h1> <p>temporarily retired</p>		
Requirements <ol style="list-style-type: none"> 1. Learn a traditional two-step, line dance, folk dance, or any other ethnic dance. 2. Teach other juniors the dance 		
Date Completed:	Signature of Junior Leader:	Date Signed: