

FROM THE DESK OF THE

NATIONAL **L**ECTURER

## 2017 Quilt Block Contest

### RULES

- A. The National Grange Quilt Block Contest is open to both members and prospective members.
- B. All contest submissions must be received by the National Grange Lecturer by **October 31, 2017**. Send submissions to:  
Christine Hamp, National Lecturer  
16418 N. Birdie Road  
Nine Mile Falls WA 99026
- C. Any entries received after the deadline will not be judged. However, all entries received will be exhibited at the 151<sup>st</sup> National Grange convention in Spokane, Washington.
- D. All entries will be retained by the National Grange to be made into finished quilts and will be sold at a later date to raise funds for the Grange Foundation, a 501(c)(3) non-profit entity. Upon submission, you will receive a donation letter from the Grange Foundation acknowledging your donation.
- E. There is no limit on the number of quilt blocks a person may submit.
- F. A 2017 Quilt Block Contest Submission Form must be completed for each block.

### GROUPS

- Group I – Adult (Age 14+)
- Group II – Junior (Age 13 and under)

### PRIZES

- Monetary prizes will be awarded for 1<sup>st</sup>, 2<sup>nd</sup> and 3<sup>rd</sup> place in both Groups.
- Ribbons will be awarded to all submissions.

# 2016 and 2017 QUILTED ITEM CONTEST

The National Grange Quilt block contest is one key to help us share the celebration of the 150th Anniversary of the National Grange in 2017. The idea behind the contest is to create a vehicle for our members and those who have not yet joined the Grange to share their creative talents. Small monetary prizes will be awarded. Please check back with your State Lecturer or the National Lecturer for more details.

## RULES

- A. The period of the contest runs from January 1, 2016 (2017) until September 15, 2016 (2017) deadline for submissions is September 30, 2016 (2017) to the National Lecturer Amanda Leigh Brozana, c/o National Grange, 1616 H St. NW, Washington, DC 20006.
- B. Judging will be done prior to National Grange session.
- C. Any entries received after the deadline will not be judged, however, they will be exhibited at the National Grange session in Washington, D.C.
- D. All entries will be retained by the National Grange to be displayed at the Quilt Show associated with the 151st Annual National Grange Convention in Spokane, Wash., in November 2017. All items will be on display and for sale during the event to raise funds for the Grange Foundation, a 501(c)(3) nonprofit entity. Upon submission, you will receive a donation letter from the Grange Foundation acknowledging your donation and encouraging you to provide it to your tax adviser or to use IRS Publication 561: Determining the Value of Donated Property to understand what you may be able to claim as a tax-deductible contribution. All entries will be given proper credit and awards.

### Group I – Adult

#### Section 1 – Fabric Unfinished Quilt Block

2016 – Dresden Plate pattern, blues & golds, 16 ½" x 16 ½"

\* The 2016 Quilt Block Pattern is the DRESDEN PLATE in Blues and Golds to represent the Grange. The pattern to use can be found at <http://www.mccallsquilting.com/patterns/details.html?idx=8040>. The block must come UNFINISHED and measure 16 ½" x 16 ½"

2017 – Spiderweb Star, greens & browns, 12 ½" x 12 ½"

The 2017 Quilt Block Pattern is the SPIDERWEB STAR in Greens and Browns with accent colors reminiscent of the earth and agriculture. The pattern to use can be found at <http://www.mccallsquilting.com/patterns/details.html?idx=8325>. The block must come UNFINISHED and measure 12 ½" x 12 ½".

#### Section 2 – Finished Fabric Quilted Items

Class A – finished table runner – no larger than 18" x 60"

Class B – Finished Quilted Pillow – no larger than 18" x 18"

Class C – Quilted Wall Hanging – no larger than 48" x 48"

Class D – Quilted Coffee Cozy (Suggestion: <http://stitchwerx.net/wp-content/uploads/2012/02/S304BasicCupCozy.pdf>)

Class E – Quilted Crib/Baby Quilt – no larger than 45" x 54"

### Group II – Junior Grange Member

2016 - Log Cabin - red, white and black. Pattern can be found at

<http://www.mccallsquilting.com/patterns/details.html?idx=12662>

2017 - Garden Path - green, gold and white (accents of blue may also be used)

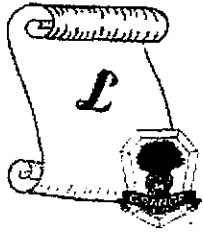
Pattern may be found at: <http://www.mccallsquilting.com/patterns/details.html?idx=15047>

#### Section 1 – Fabric Unfinished Quilt Block 12 ½" x 12 ½"

#### Section 2 – Quilted Potholder

<http://www.mccallsquilting.com/patterns/details.html?idx=15047>

NOTE: Finished means (batted and backed)



FROM THE DESK OF THE

NATIONAL *L*ECTURER

## 2017 Quilt Block Contest

**Garden Path**  
(10½" Unfinished Block)

### Cutting Instructions:

#### **Dark print (please use browns or greens)**

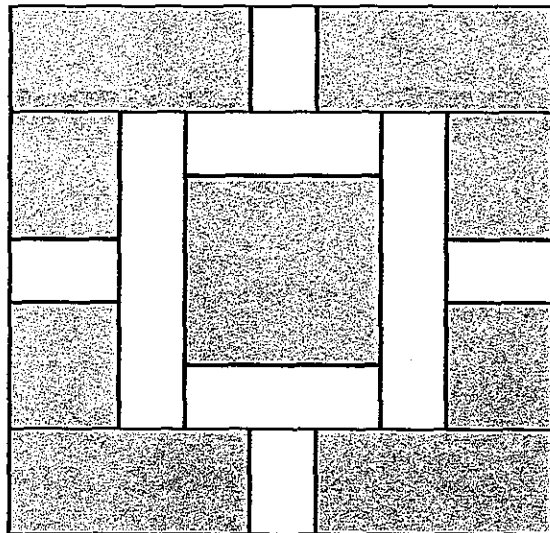
- 1 square, 4½" x 4½"
- 4 strips, 2½" x 5"
- 4 strips, 2½" x 3"

#### **Cream print**

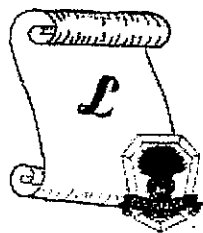
- 4 strips, 1½" x 2½"
- 2 strips, 1½" x 6½"
- 2 strips, 1½" x 4½"

### Piecing the Block Sewing instructions (ALL seams are ¼"):

- Sew the 1½" x 4½" cream strips to the top and bottom of the 4½" square.
- Sew the 1½" x 6½" cream strips to the sides of the square.
- Sew together the dark print 2½" x 3" and the cream 1½" x 2½", keeping the cream in between the dark print (make 2). These will be the sides of your square.
- Sew together the dark print 2½" x 5" and the cream 1½" x 2½", again keeping the cream in between the dark print (make 2). These will be the top and bottom of your square.
- Attach the sides (C) to the center block.
- Attach the top and bottom (D) to the center block.







FROM THE DESK OF THE  
NATIONAL *L*ECTURER

## 2017 Quilt Block Contest

### SUBMISSION FORM

Name: \_\_\_\_\_

Address: \_\_\_\_\_

City: \_\_\_\_\_ State: \_\_\_\_\_ Zip: \_\_\_\_\_

Email: \_\_\_\_\_ Phone: \_\_\_\_\_

Grange Member:  Non-Member:

Grange Name: \_\_\_\_\_ No.: \_\_\_\_\_ State: \_\_\_\_\_

- Group I (Age 14+)

- Group II (Age 13 and under)

All contest submissions must be received by the National Grange Lecturer by October 31, 2017.  
EACH submission must have a completed Submission Form.

Mail submissions to:

Christine Hamp, National Lecturer  
16418 N. Birdie Road  
Nine Mile Falls WA 99026

# SUBMISSION FORM

Name

---

Address

---

Email (if applicable)

---

Grange Name, Number, State you are representing (if applicable)

---

Total Years of Grange Membership (if applicable) \_\_\_\_\_

What is special about your Grange/hometown?

---

---